


FIRENOCK
LIGHTNING NOCK

Item# **FNLN41** **NB**

Hunting Circuits for A or E style

- LIGHT WEIGHT
- SPIN BALANCED
- FREE HAND, NO TOOLS, FIELD INSTALLATION



WWW.FIRENOCK.COM

Firenock
The Most Advanced Lighted Nock


Designed in Henry, IL USA

FIRENOCK
LIGHTNING NOCK

Item# **FNLN58** **KR**

Target Circuits for A or E style

- LIGHT WEIGHT
- SPIN BALANCED
- FREE HAND, NO TOOLS, FIELD INSTALLATION



WWW.FIRENOCK.COM

Firenock
The Most Advanced Lighted Nock

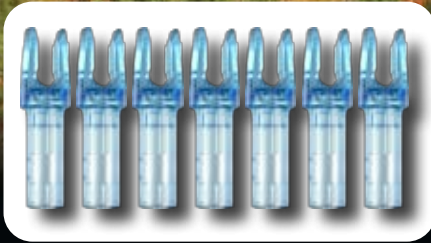
Designed in Henry, IL USA

FIRENOCK
LIGHTNING NOCK

Item# **FNLN82** **AB**

REPLACEMENT NOCKS for Firenock

- LIGHTWEIGHT
- WEATHER PROOF
- NO TOOLS, FIELD INSTALLATION



WWW.FIRENOCK.COM

Firenock
The Most Advanced Lighted Nock


Designed in Henry, IL USA

FIRENOCK
LIGHTNING NOCK

Item# **FNLN97** **OA**

REPLACEMENT O-rings for Firenock

- HEAVY DUTY
- WEATHER PROOF
- NO TOOLS, FIELD INSTALLATION



WWW.FIRENOCK.COM

Firenock
The Most Advanced Lighted Nock

Designed in Henry, IL USA

FIRENOCK
LIGHTNING NOCK

Item# **FNLN61** **BR**

BATTERY PACK STANDARD

- FREE HAND, NO TOOLS, FIELD INSTALLATION
- BATTERY FIELD CHANGEABLE
- WEATHER PROOF



WWW.FIRENOCK.COM

Firenock
The Most Advanced Lighted Nock

Designed in Henry, IL USA

FIRENOCK
LIGHTNING NOCK

Item# **FNLN74** **PA**

MATCHED WEIGHT PRACTICE NOCK

- NOCK FIELD CHANGABLE
- FREE HAND, NO TOOLS, FIELD INSTALLATION
- FULL METAL MATCHED WEIGHT



WWW.FIRENOCK.COM

Firenock
The Most Advanced Lighted Nock

Designed in Henry, IL USA

FIRENOCK
LIGHTNING NOCK

Item# **FNLN47** **XA**

EXTREME SHOCK BATTERY END CAP (A)

- SUPER HEAVY DUTY
- SPIN BALANCED
- KNOCK AND SHOCK PROOF



WWW.FIRENOCK.COM

Firenock
The Most Advanced Lighted Nock

Designed in Henry, IL USA

Extreme Shock Battery End Cap for 'A' style Nocks

GENUINE FIRENOCK ACCESSORY Designed to work with Firenock

With this installed, your Firenock will be able to take extreme punishment like shooting into cinder blocks, rocks, most dried out hard wood, Spiderweb target, Techno-Hunt, small game, or prolonged target practice without circuit to nock separation. These work best with Firenock "A" style inside arrow shafts with a inner diameter of 0.202" - 0.204".



- Package Includes**
- 1 aluminum installation tool
 - 3 red anodized aluminum end caps
 - 3 MIL Spec. O-rings

See inside of card
for installation manual

Note: Dry fit before applying glue to ensure good fit. Gel type super glue or slow set epoxy is needed to successfully install Extreme Shock Battery End Cap.

Packaged and Printed in USA with Firenock specifications with parts from USA, China, Korea, Italy, Taiwan and/or Japan.

SMALL PARTS INSIDE. KEEP OUT OF REACH OF CHILDREN



Firenock, LLC
511 Robert Street
Henry, IL 61537-1146
email: contact@firenock.com
<http://www.firenock.com>
phone: (815) 780-1695
fax: (309) 356-5007

©2007-2010 Layout and Design: Firenock. All rights reserved. Other company and product names mentioned herein may be trademarks of their respective companies.